



## Technical Service BULLETIN

May 8, 1998

Title:

### SEAT BELT EXTENDERS

Models:

All '94 through '98 model years

BO012-98

BODY

#### TSB Update Notice:

The information contained in this TSB updates BO03097 dated October 24, 1997.

**Introduction** Toyota customers who find it necessary to increase the length of their seat belts may obtain Seat Belt Extenders at **no cost** through their local Toyota dealer.

- The extender is available in 6 inch, 9 inch, 12 inch, 15 inch and 18 inch lengths.
- The extender is available **only in black**.
- Owners are informed of the seat belt extender availability through the Toyota Owner's Manual included in each vehicle.

The customer (*individual requiring the extender*) must visit a Toyota dealership to have the required measurements made and to complete the seat belt extender worksheet.

The worksheet will allow the proper fitting and selection of a seat belt extender for the customer. The dealership personnel should then determine the applicable part number and place a **Critical Order** through the **TDN Parts Network**.

The dealership service department should complete the affixed Seat Belt Extender Label and review the "owner instruction sheet" with the customer. The dealership should give a copy of the completed worksheet to the customer and keep the original in the customer's file.

To assure utmost owner satisfaction, it is recommended that a dealership designate one person to coordinate all activities related to the seat belt extender issue.

From past sales history, it is recommended that dealerships **do not stock** Seat belt extenders due to low demand and the need for customer fitting.

This bulletin contains the following information:

<b>Procedure and Flow Chart.....</b>	<b>Page 2</b>
<b>Application Chart and Notes.....</b>	<b>Page 3</b>
<b>Part Number Information.....</b>	<b>Page 5</b>
<b>Owner Instructions.....</b>	<b>Page 6</b>
<b>Seat Belt Extender Worksheet.....</b>	<b>Page 7</b>

#### Affected Vehicles

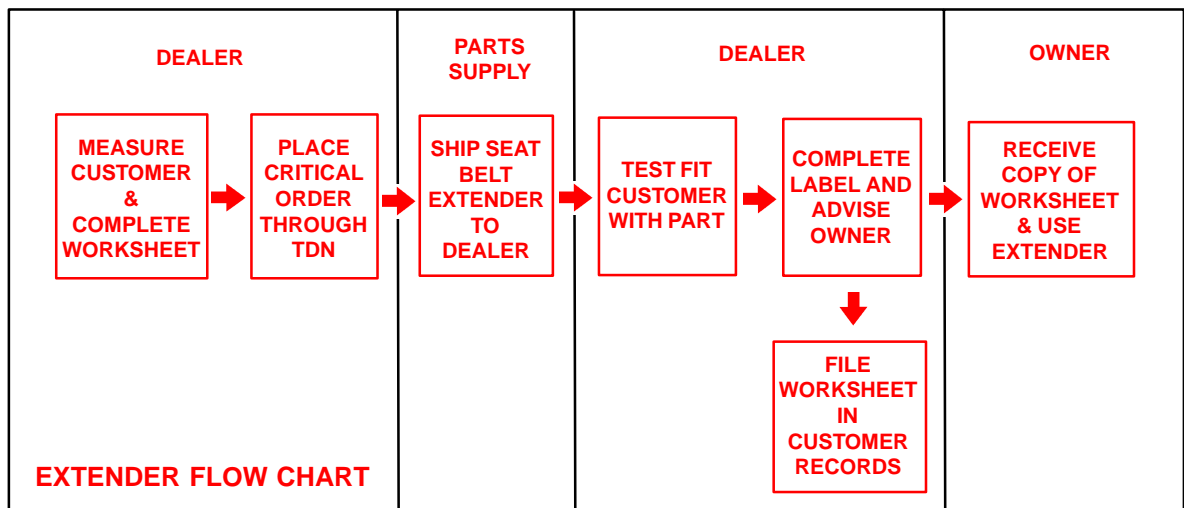
- All **Toyota** models, **1994** through **1998** model years.

#### Warranty Information

OP CODE	DESCRIPTION	TIME	OPN	T1	T2
N/A	Not Applicable to Warranty	—	—	—	—



- Procedure**
1. Owner requests a seat belt extender from dealer.
  2. Dealer verifies the need for a seat belt extender and obtains a current copy of this TSB and copies the worksheet.
  3. Dealer measures the customer and completes the worksheet. Dealer determines the correct part number and places a Critical Order for the part through the TDN Parts Network.
  4. Dealer receives seat belt extender and calls the customer in to check fit of the part.
  5. If the seat belt extender fit is good, dealership personnel completes the customer information label on the part, explains usage of the part, and gives the customer a copy of the completed worksheet.
  6. Dealer places a copy of the completed worksheet in the customer's records.



**Sample Seat  
Belt Extender  
Label**

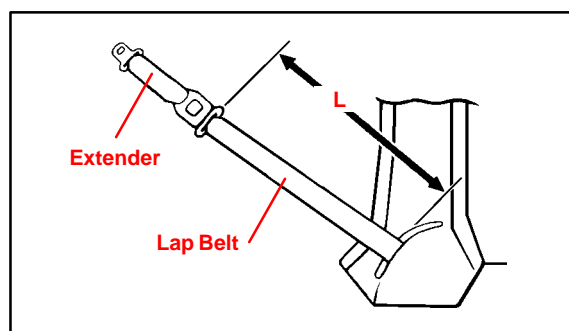
<b>CAUTION</b>			
THIS SEAT BELT EXTENDER IS TO BE USED ONLY BY: _____			
ON VEHICLE: _____			
VIN: _____			
SEATING POSITION: _____			
Driver	Passenger	Front	Rear
USE BY OTHERS, OR IN ANOTHER SEATING POSITION, OR IN ANOTHER VEHICLE COULD REDUCE SEAT BELT RESTRAINT IN AN ACCIDENT AND RESULT IN PERSONAL INJURY.			

**Front Seat Belt  
Extender  
Applications**

FRONT SEAT – EXTENDER APPLICATION							
MODEL	TYPE		'98	'97	'96	'95	'94
RAV4	RH & LH		R-5	K-5	R-5	N/A	N/A
TERCEL	RH		R-5	R-5	R-5	R-5	R-3 <sup>*1</sup>
	LH						R-3
PASEO	RH EXCEPT CONVERTIBLE		R-5	R-5	R-5	R-3 <sup>*1</sup>	R-3 <sup>*1</sup>
	LH EXCEPT CONVERTIBLE					R-3	R-3
	CONVERTIBLE RH & LH		N-6	N-6	N/A	N/A	N/A
COROLLA	SDN & WGN..JPP W/TR <sup>*2</sup>		N/A	N/A	R-5	R-3	R-3
	SDN & WGN..JPP W/QSS <sup>*3</sup>				Q-4	Q-2	Q-2
	NAP (NUMMI, TMMC)		Q-4	Q-4			
MR2			N/A	N/A	N/A	R-3	R-3
CELICA	LIFTBACK & COUPE		N-6	N-6	N-6	N-3	N-3
	CONVERTIBLE						N/A
CAMRY	JPP	TOKAI RIKA <sup>*2</sup>	Q-4	Q-4	Q-2	R-3	R-3
		QSS <sup>*3</sup>				Q-2	
	NAP						Q-2
SUPRA			R-3	R-3	R-3	R-3	R-3
AVALON <sup>*4</sup>			Q-2	Q-2	Q-2	Q-2	N/A
PREVIA			N/A	R-5	R-3	R-3	R-3
SIENNA			Q-4	N/A	N/A	N/A	N/A
TACOMA <sup>*4</sup>			S-1	Q-4	Q-4	Q-4	N/A
COMPACT TRUCK (PICKUP) <sup>*4</sup>	REGULAR CAB	JPP..TOKAI RIKA <sup>*2</sup>	N/A	N/A	N/A	R-1	R-1
		JPP..QSS <sup>*3</sup>				Q-1	N/A
		NAP					Q-1
	XTRACAB	(ALL)					R-1
T100 <sup>*4</sup>	(ALL)		R-5	R-5	R-5	R-5	R-1
4RUNNER	4 DOOR		K-5	K-5	K-5	K-1	K-1
LAND CRUISER			K-5	R-3	R-3	R-3	R-3

<sup>\*1</sup> If dimension "L" (length when in use) is under 24 inches the extender must not be used due to its design and construction (illustration). This applies to front lap seat belts for the following models:

- '94 Tercel
- '94 & '95 Paseo



Rear Seat Belt  
Extender  
Applications

REAR SEAT – EXTENDER APPLICATION									
MODEL	TYPE		'98	'97	'96	'95	'94		
RAV4	TOKAI RIKA *2		R-5	R-5	R-5	N/A	N/A		
	QSS *3		Q-4	Q-4	Q-4				
TERCEL	TOKAI RIKA *2		R-5	R-5	R-5	R-5	R-3		
	QSS *3		Q-4	Q-4	Q-4	Q-4			
PASEO	RH .. CONVERTIBLE		N-3*5	N-1	N/A	N/A	N/A		
	LH .. CONVERTIBLE		N-6*5	N-5					
	RH & LH COUPE		R-5	R-5	R-5	R-3	R-3		
COROLLA	SDN & WGN..JPP W/TR *2		N/A	N/A	R-5	R-3	R-3		
	SDN ..JPP W/QSS *3				Q-4	Q-2	Q-2		
	NAP (TMMC)		Q-4	Q-4					
	NAP (NUMMI)		T-1	A-2	A-2	A-2	A-2		
CELICA	LIFTBACK & COUPE		N-6	N-6	N-6	N-3	N-3		
	RH ..CONVERTIBLE		N-1	N-1	N-1	N-1	N/A		
	LH ..CONVERTIBLE		N-5	N-5	N-5	N-5			
CAMRY	JPP	TOKAI RIKA *2	N/A	N/A	R-3	R-3	R-3		
		QSS *3	Q-4	Q-4	Q-2	Q-2	N/A		
	NAP	SDN					N/A	N/A	Q-2
		WGN (INCLUDES 3RD SEAT)							
		COUPE	N/A						
AVALON *4			Q-2	Q-2	Q-2	Q-2	N/A		
SUPRA			R-3	R-3	R-3	R-3	R-3		
PREVIA			N/A	R-5					
SIENNA			Q-4	N/A	N/A	N/A	N/A		
TACOMA *4	XTRACAB		A-2	K-3	K-3	K-3	N/A		
PICKUP *4	XTRACAB		N/A	N/A	N/A	R-1	R-1		
T100 *4	XTRACAB		K-4	K-4	K-4	K-4	N/A		
4RUNNER			R-5	R-5	R-5	R-1	R-1		
LAND CRUISER			K-4	K-4	K-4	K-4	K-4		

\*2 This seat belt was supplied by **TOKAI RIKA**.  
Make sure that the identification mark on the back side of the seat belt buckle is the same as shown.



\*3 This seat belt was supplied by **QSS**. Make sure that the identification mark on the back side of the seat belt buckle is the same as shown.



**Rear Seat Belt  
Extender  
Applications**  
(Continued)

- \*4 Extenders must not be used for **center** front seat belt positions for **Avalon, Tacoma, Compact Pickup** and **T100** models with **bench seats** or for the **center rear** seat belt positions, *except for the 1997 Camry*.
- \*5 For **1998** model year through **November 1997** production of **Paseo** convertibles, use **N-1** for RH and **N-5** for LH. For **1998 Paseo** convertible models from **December 1997** production, use **N-3** and **N-6**.

**Parts  
Information**

SERIES	PART NUMBER PREFIX: 73399-				
	LENGTH				
	6 INCH	9 INCH	12 INCH	15 INCH	18 INCH
R-1	-12010	-12020	-12030	-12040	-12050
R-3	-50010	-50020	-50030	-50040	-50050
R-5	-16060	-16070	-16080	-16090	-16100
N-1	-12060	-12070	-12080	-12090	-12100
N-3	-20011	-20021	-20031	-20041	-20051
N-5	-20110	-20120	-20130	-20140	-20150
N-6	-20160	-20170	-20180	-20190	-20200
K-1	-12110	-12120	-12130	-12140	-12150
K-3	-22060	-22070	-22080	-22090	-22100
K-4	-33010	-33020	-33030	-33040	-33050
K-5	-35010	-35020	-35030	-35040	-35050
A-2	-01060* <sup>6</sup>	-01070	-01080	-01090	-01100
Q-1	-02060	-02070	-02080	-02090	-02100
Q-2	-06010	-06020	-06030	-06040	-06050
Q-4	-0W010	-0W020	-0W030	-0W040	-0W050
S-1	-04010	-04020	-04030	-04040	-04050
T-1	-01110	-01120	-01130	-01140	-01150

\*6 Length: 7 1/4"

**Owner  
Instructions**

Failure to follow the recommendations indicated below could result in less effectiveness of the seat belt restraint system in case of vehicle collision, causing personal injury.

The seat belt extender must not be used:

- a. By anyone other than for whom it was provided (name recorded on seat belt extender).
- b. In any vehicle and/or seat position other than the one for which it was provided.
- c. When the seat belt extender is provided for rear seat positions (with automatic locking retractor), make sure the retractor is locked when in use.

If your seat belt cannot be fastened securely because it is not long enough, a personalized seat belt extender is available from your Toyota dealer free of charge.

Please contact your local Toyota dealer so that the dealer can order the proper required length for the extender. Bring the heaviest coat you expect to wear for proper measurement and selection of length. Additional ordering information is available at your Toyota dealer.

**CAUTION:**

When using the seat belt extender, observe the following. Failure to follow these instructions could result in less effectiveness of the seat belt restraint system in case of vehicle accident, increasing the chance of personal injury.

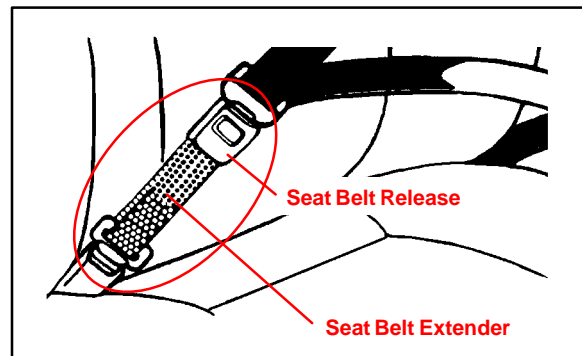
- Never use the seat belt extender if you can COMFORTABLY fasten the seat belt without it.
- Remember that the extender provided for you may not be safe when used on a different vehicle, or for another person or at a different seating position than the one originally intended for.

To connect the extender to the seat belt, insert the tab into the seat belt buckle so that the “PRESS” signs on the buckle–release buttons of the extender and the seat belt are both facing outward as shown.

You will hear a click when the tab locks into the buckle.

When releasing the seat belt, press on the buckle–release button on the extender, not on the seat belt. This helps prevent damage to the vehicle interior and extender itself.

When not in use, remove the extender and store in the vehicle for future use.



# SEAT BELT EXTENDER WORKSHEET

PLEASE COPY THIS ORIGINAL WORKSHEET FOR EACH EXTENDER NEEDED

## CAUTIONS:

- To minimize the chance and/or severity of injury in an accident, the seat belt extender must only be used:
  - 1 By the person for whom it was provided
  - 2 In the seat position for which it was provided
- The seat belt extender must never be used with any child safety seats.
- When the seat belt extender is provided for rear seat positions (with automatic locking retractor), make sure the retractor is locked when extender belt is in use.

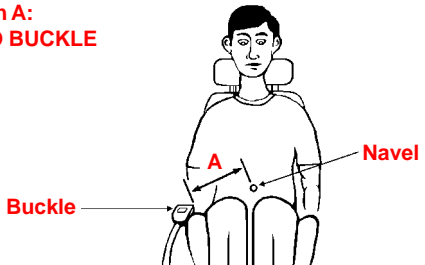
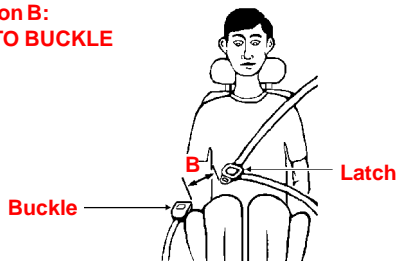
DEALER		SEAT BELT EXTENDER APPLICATION			APPLICANT	
DEALER CODE	DEALER NAME	APPLICANT NAME				
ADDRESS		ADDRESS				
CITY & STATE		ZIP	CITY & STATE		PHONE	
EMPLOYEE NAME	MODEL YEAR	BODY TYPE	SEATING POSITION	VEHICLE IDENTIFICATION NUMBER		

## DIRECTIONS FOR DETERMINING PROPER EXTENDER LENGTH

- Place the seat in the position the applicant normally uses
- With applicant in the seat, wearing thickest coat expected to be worn, pull belt all the way out and try to buckle belt
  - If the belt latches into buckle and feels comfortable against upper chest area, an extender is not needed.
  - If belt does not buckle continue with step 3
  - If buckle latches but belt has no slack remaining, continue with step 3
- Measure distance between applicant's navel and seat belt buckle (dimension A) and enter on worksheet
- With belt all the way out, measure distance between latch tip and buckle tip (dimension B) and enter on worksheet
 

**NOTE:** If belt latches but there is no slack enter zero as dimension B
- Subtract dimension B from dimension A and record number in check number box on worksheet
- Seat belt extender length is dimension B rounded up to next extender length (without exceeding check number)
 

**NOTE:** If extender length exceeds check number, an extender can not be provided to the customer

<b>Dimension A:</b> <b>NAVEL TO BUCKLE</b> 	<b>Dimension B:</b> <b>LATCH TO BUCKLE</b> 
---	---

SEAT BELT EXTENDER CALCULATION		
DIMENSION A:	DIMENSION B:	CHECK NUMBER:

SEAT BELT EXTENDER AUTHORIZATION	
<ul style="list-style-type: none"> <li>The same seat belt extender can be used for right and left seating applications. Each seat belt extender will have a label identifying the owner, VIN and seating position. Seat belt extenders are available only in black.</li> </ul>	
Applicant's Signature: _____ (Actual user of seat belt extender)	Date: _____